



Place Value Go Fish



A game to practice
place value and
number sense

*Amber Leigh from
T is for Teaching*

Place Value Go Fish

Dear Teachers:

I hope your students enjoy this game! I'm so glad you found it 😊

Print out the student directions and the playing cards. Then on the reverse side of the playing cards print the face side. I would recommend printing on card stock so numbers don't show through and laminate.

Happy fishing!

-Amber


ps. If you don't follow my blog, start now for more freebies! tisforteaching.com

Place Value Go Fish


Number of players: 2-4

Directions:

- Deal 5 cards to each player
- The person who has the closest birthday to today goes first
- Ask another player if they have a number you want "Do you have 53?"
- The other player will either give you the card or say "Go Fish."
- The goal is get matching pairs of the same number however the numbers are represented in different ways!
- The player who runs out of cards or who has the most pairs, wins!



Go Fish!




57

5 Tens
7 Ones

71

$70 + 1$

99



34

4 Ones
3 Tens

60

6 Tens
0 Ones

14

10 + 4

35

|||

.....

66

6 Ones
6 Tens

85

8 Tens
5 Ones

37

30 + 7

52

|||||
..

93

3 Ones
9 Tens

32

3 Tens
2 Ones

88

80 + 8

74

|||||
.....

100

0 Ones
10 Tens

73

7 Tens
3 Ones

59


50 + 9

44


||||
....

23


3 Ones
2 Tens




Place Value
Go Fish!




Place Value
Go Fish!




Place Value
Go Fish!




Place Value
Go Fish!



Place Value
Go Fish!



Place Value
Go Fish!



Place Value
Go Fish!




Place Value
Go Fish!

Place Value Go Fish


Name: _____ Date: _____

Write the matches you made during Place Value Go Fish:


1.



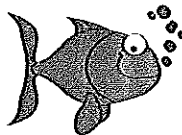
2.




3.



4.



5.



6.

